

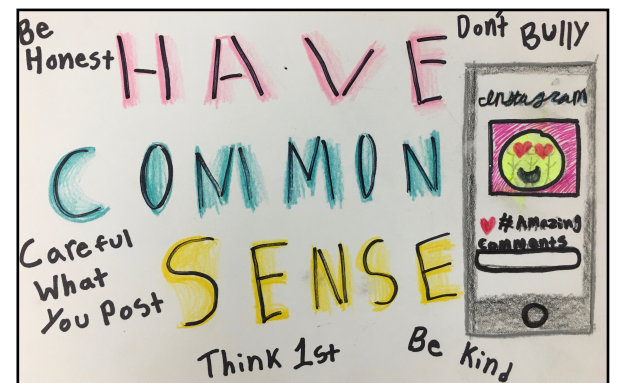
Creating a Code of Conduct

Since few rules of the road exist to guide young people’s online interactions, it’s important to help them craft their own. This is a good time for your class to draw upon what they’ve learned thus far to create a “Code of Conduct” that will govern their own community’s online behavior. Rather than *telling* students what their rules or “norms” should be, it’s more powerful and meaningful if they **work together as an offline community to create the “norms” they would like to enact within their online communities.**

LEARNING OBJECTIVES

Students will...

- Reflect upon what they have learned in previous lessons.
- Use ethical thinking skills to consider how their actions impact others.
- Consider the kind of communities they want to create with their peers.



INTRODUCING THE LESSON

Set-up this lesson by reviewing some of the scenarios discussed in the previous lesson. Ask:

- *How hard is it to judge if online communication is “helpful” or “hurtful”?*
- *What about “intentional” or “unintentional”?*
- *Would it help if there were agreements or “norms” about how to act online?*

THE LESSON

1. Discuss the definition of the word “**norm**” and ask students record it in their books:

NORM: Something typical, normal, or standard

2. Tell students that because the Internet is still relatively new, “norms” or typical standards of behavior may be non-existent or poorly defined. Because of this, they will be coming up with norms that will guide their classroom community’s online behavior.

THE LESSON, continued

3. Have a discussion about the kind of norms *students* think should guide online behavior. For example, you might ask: *Would you think it should be “normal” for friends (and parents!) to ask permission before posting your photos online?*

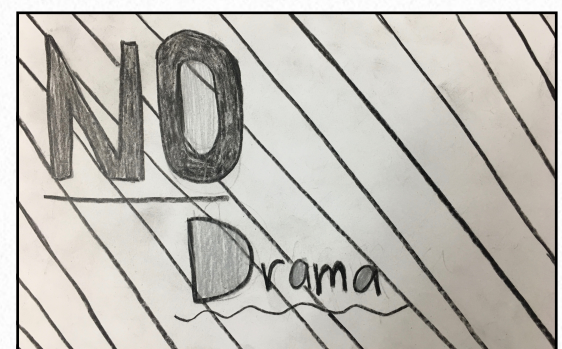

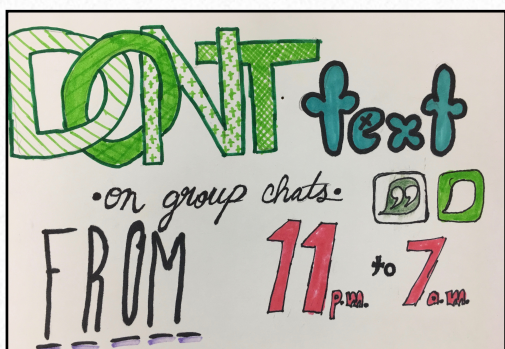

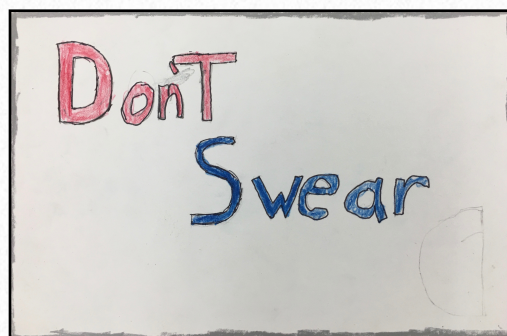
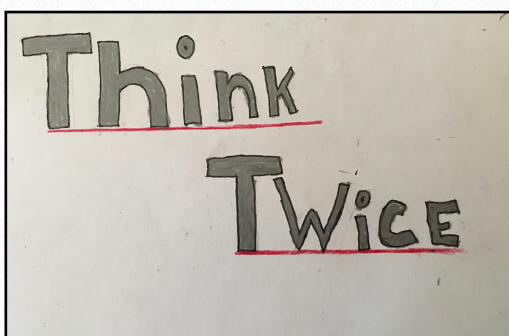
4. **Activity.** Break the class up into groups of 3-4 and tell students they will be coming up with their own norms for *safe and respectful online behavior*. They should think of, negotiate, and agree upon these norms together. During this brainstorming session you might suggest they begin with the words, “We will.” For example,

- We will be kind
- We will not post embarrassing pictures of myself or others
- We will be respectful of the feelings of others
- We will not post personal information about my friends
- We will not spread gossip or rumors

5. When they are finished, have each group choose their top norms and create small cards that display them. Be sure to post them in a visible place in the classroom, so the norms that students have created themselves will become their code of conduct online.

GOAL

To help students use ethical thinking skills to create their own code of conduct online. This empowers with them with the understanding that **they can have a hand in creating the kind of online communities they would like to be citizens of.**



Sample Student Work

NORM:

Something typical, normal, or standard.